

Market Statistics

Particulars	Today	Yesterday	Change	Δ Point	Movers & Shakers
Market Cap (USD Mn)	55,918.0	56,062.3	-0.3%	-	Issues Advanced 34
Turnover (USD Mn)	125.7	93.6	34.3%	-	Issues Declined 234
DSE Index	5,485.0	5,509.4	-0.4%	-24.4	Issues Unchanged 83
DSEs Index	1,236.3	1,245.3	-0.7%	-9.0	Total Issue Traded 351
DS30 Index	2,110.7	2,101.8	0.4%	8.9	

Market Mover

Company	Closing Price	YCP	Value (mn)
IJANATAMF	5.5	5.7	6.3
ISTPRIMFMF	16.8	16.8	4.4
AAMRANET	36.8	37.9	3.1
AAMRATECH	25	25.3	0.1
ABBISTMF	5.9	6	5.0
ABBANK	10.7	10.9	8.7
ACFL	31.2	32.1	10.9
ACI	241.4	244.3	9.8
ACIFORMULA	116.8	119	1.7
ACMELAB	69	69.3	4.6

Top Gainers

Company	Closing Price	YCP	Change %
TAUFKA	22.5	15.0	50.0%
BATBC	1700.3	1509.7	12.6%
GOLDENSON	15.4	14.0	10.0%
DACCADYE	8.6	7.9	8.9%
ASLAINS	92.7	87.9	5.5%
RECKTTBEN	4467.8	4260.8	4.9%
BEXIMCO	85.2	81.3	4.8%
ISNLTD	37.9	36.3	4.4%
RDFOOD	20.7	20.3	2.0%
DOREENPWR	62.3	61.1	2.0%

Top Losers

Company	Closing Price	YCP	Change %
PRIMEINSUR	39.4	45.0	-12.4%
ZEALBANGLA	131.9	141.9	-7.0%
SHYAMPSUG	43.3	46.4	-6.7%
TOSRIFA	11.7	12.5	-6.4%
CRYSTALINS	35.8	38.2	-6.3%
EPGL	51.7	55.1	-6.2%
GENNEXT	3.1	3.3	-6.1%
APOLOISPAT	6.3	6.7	-6.0%
GLOBALINS	30.0	31.9	-6.0%
MIRAKHTER	88.5	94.1	-6.0%

Block Transactions

Ticker	Trade	Quantity	Val (BDT mn)
BATBC	8	139,534	211.09
EBI	1	4,400,000	149.60
RECKTTBEN	5	13,391	56.93
LINDEBD	1	39,300	50.73

UPCOMING IPOs

Name	Issue Manager	Method	Status	IPO Size (BDT Mn)	Offer Price

Important Rate Statistics

Particulars	FY17A	FY18A	FY19A
CRR	6.50%	6.50%	5.50%
SLR	19.50%	19.50%	18.50%
Reno Rate	6.75%	6.00%	6.00%
Reverse Repo Rate	4.75%	4.75%	4.75%
Call Money Rate	3.66%	3.41%	4.54%
Deposit Rate	5.13%	5.51%	5.26%
Lending Rate	9.85%	9.96%	9.49%
Spread	4.72%	4.45%	4.23%
Reserve Money Growth	16.30%	4.00%	7.00%
Broad Money Growth	10.90%	9.20%	12.00%

Alliance Capital Asset Management Limited

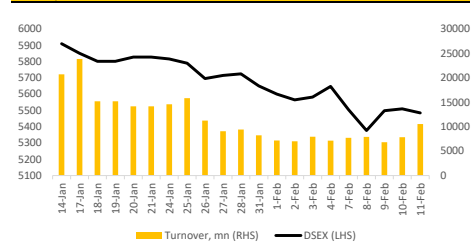
Sima Blossom (10th Floor), Plot # 390 (Old)/03 (New), Road # 27 (Old)/16 (New), Dhanmondi C/A, Dhaka 1209, Bangladesh

Telephone: +88 02 8516531 | Fax: +88 02 8521777

Email: info@acaml.com | Website: www.acaml.com

Statutory disclosure and general terms and conditions: Estimates and projections herein are our own and are based on assumptions that we believe to be reasonable. Information presented herein, while obtained from sources we believe to be reliable, is not guaranteed either as to accuracy or completeness. Neither the information nor any opinion expressed herein constitutes a solicitation of the purchase or sale of any security. This report is intended for distribution in only those jurisdictions in which Alliance Capital Asset Management Ltd. is liable and any distribution outside those jurisdictions is strictly prohibited.

Monthly Market Movement



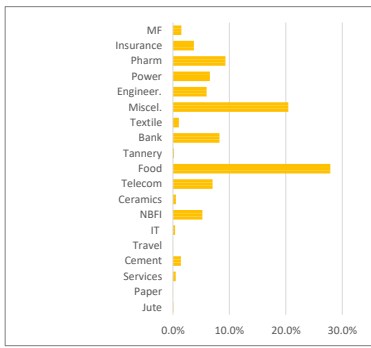
Market Commentary

DSEX, the prime index of the DSE, went down by 24.39 points or 0.44 per cent to settle at 5,485, after adding 133 points in the past two straight sessions. The DSE Shariah Index (DSES) also shed 9.0 points to close at 1,236. However, the DSE 30 Index, comprising blue chips, gained 8.86 points to finish at 2,110, riding on British American Tobacco Bangladesh Company. Turnover, a crucial indicator of the market, crossed Tk 10 billion-mark after 11 sessions to Tk 10.55 billion, which was 34 per cent higher than the previous day's turnover of Tk 7.86 billion. Shares of Taufika Foods and Agro Industries were frozen at 10 per cent—the upper limit circuit breaker for the debutant on its second trading day. It rose to Tk 22.50 from Tk 10 in two days. Prime Insurance was the day's worst loser, losing 12.44 per cent despite the company declaring a 10 per cent cash dividend for the year ended on December 31, 2020.

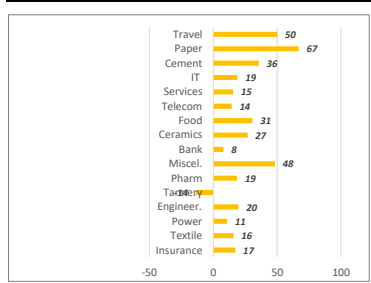
Board News

DSENEWS: Reviewing performance of few listed Companies by DSE for closure of operation: The performance of the following listed securities is under process of reviewing by DSE in line with regulation 51(1)(c) of the Dhaka Stock Exchange (Listing) Regulations, 2015 as the commercial operation/production/exploration of the issuers has been stopped for a period of consecutive three years: 1. Meghna PET Industries Ltd., 2. Beach Hatchery Ltd. and 3. United Airways (BD) Ltd.

Turnover Distribution



Sectoral P/E



ACAML Managed Fund Details

Fund Name	MTB Unit Fund
Fund Nature	Open Ended Fund
Sponsor	Mutual Trust Bank Limited
Trustee	Bangladesh General Insurance Co. Ltd.
Custodian	BRAC Bank
NAV Per Unit	9.85
Sale Price Per Unit	9.40
Repurchase Price	9.95

ACAML Managed Fund Details

Name	Alliance Sandhani Life Unit Fund
Fund Nature	Open Ended Fund
Sponsor	Sandhani Life Insurance Company Limited
Trustee	Bangladesh General Insurance Co. Ltd.
Custodian	BRAC Bank
NAV Per Unit	8.31
Sale Price Per Unit	8.31
Repurchase Price	8.31

Updated By: Sidratul Muntaha Twinkle

Management Trainee Officer

twinkle@acaml.com